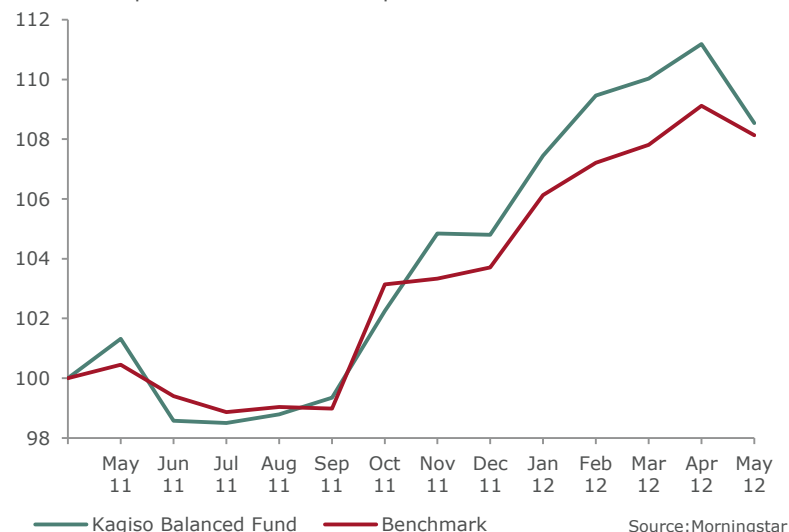



Performance and risk statistics¹

	Fund	Benchmark	Outperformance
1 year	7.1%	7.7%	-0.5%
Since inception	7.9%	7.5%	0.4%
Performances annualised			
	Fund	Benchmark	
Annualised deviation	6.0%	4.9%	
Sharpe ratio	0.3	0.4	
Maximum gain*	6.4%	10.2%	
Maximum drawdown*	-2.8%	-1.6%	
% Positive months	69.2%	69.2%	

*Maximum % increase/decline over any period

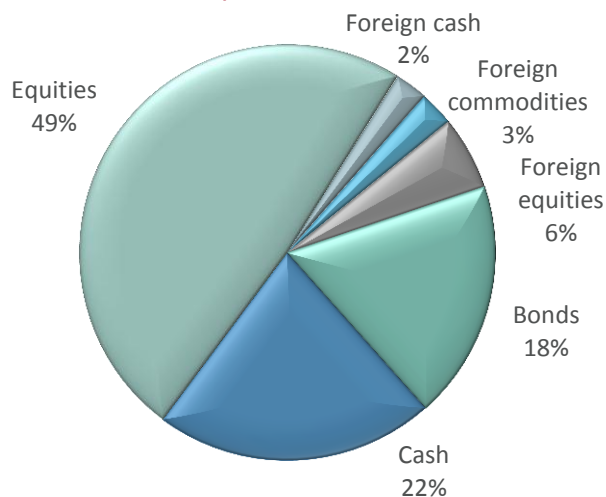
Cumulative performance since inception



Portfolio manager	Gavin Wood
Fund category	Domestic - Asset Allocation - Prudential - Variable Equity
Fund objective	To provide investors with high long-term capital growth, within the constraints of the statutory investment restrictions for retirement funds. The fund seeks to provide a moderated exposure to volatility in the short term.
Risk profile	 Medium
Suitable for	Investors who are building up and growing their long-term retirement capital while seeking capital growth. Investors would also be seeking to preserve the purchasing power of their capital over the long-term, with a time horizon of 3 years or longer.
Benchmark	Domestic AA Prudential Variable Equity funds mean
Launch date	3 May 2011
Fund size	R91.2 million
NAV	108.54 cents
Distribution dates	30 June, 31 December
Last distribution	Nil
Minimum investment	Lump sum: R5 000; Debit order: R500 pm
Fees (excl. VAT)²	Initial fee: 0.00% Financial adviser fee: max 3.00% Ongoing advice fee: max 1.00% pa Annual management fee: 1.25%
TER³	N/A

Unconventional thinking. Superior performance

Asset allocation exposure



Top ten holdings

	% of equities
MTN	10.3
Sasol	8.4
Firststrand/RMB	7.4
Tongaat Hulett	7.4
Standard Bank	6.9
Lonmin	6.5
Mondi	5.8
AECI	5.1
Naspers	4.7
Anglo American	4.6
Total	66.9

The Kagiso unit trust range is offered by Kagiso Collective Investments Limited ('Kagiso') registration number 2010/009289/06, a member of the Association for Savings and Investment SA (ASISA). Unit trusts are generally medium- to long-term investments. The value of units may go down as well as up and past performance is not necessarily an indication of future performance. Unit trusts are traded at ruling prices and can engage in scrip lending and borrowing. Unit trust prices are calculated on a net asset value (NAV) basis, which is the total value of assets in the portfolio including any income accruals and less any permissible deductions (brokerage, Uncertificated Securities Tax, VAT, auditor's fees, bank charges, trustee and custodian fees and the annual management fee) from the portfolio, divided by the number of units in issue. Instructions must reach Kagiso Collective Investments before 14:00 to ensure same day value. Fund valuations take place at approximately 15:00 each business day and forward pricing is used.

¹ Performance is quoted from Morningstar as at month-end for a lump sum investment using Class A NAV prices with income distributions reinvested. Performance figures are quoted after the deduction of all costs incurred within the fund.

² A schedule of maximum fees and charges is available on request and from our website. Fees and incentives may be paid, and if so, are included in the overall costs.

³ The TER is calculated as a percentage of the average NAV of the portfolio incurred as charges, levies and fees in the management of the portfolio for a rolling 12-month period to end December 2011. A higher TER ratio does not necessarily imply a poor return nor does a low TER imply a good return. The current disclosed TER cannot be regarded as an indication of future TER's.